










3D ギアキューブ 手順表 by につけん ver.3 (2011/03/18)

RF↔RB , LF↔LB , UF↔DB , UB↔DF	エッジ向き	RF↔LF , UF↔DF , RB↔LB , UB↔DB
R U'2 R U2 R4		U R U'2 R U R4
R U'2 R U2 ★		U R U'2 R U ★
R' U2 R' U'2		U' R' U2 R' U'
R U'2 R U'2 R4		(f) U R U'2 R U
R U'2 R U'2 ★		U' R U'2 R U'
R' U'2 R' U'2 (R U'2 R U'2 R'4 も可)		(f) U R U2 R U ((f) U R' U2 R' U R4 も可)
R' U2 R' U2 R'4		(f) U' R' U2 R' U'
R U2 R U2 (R' U2 R' U2 R4 も可)		U R U2 R U (U R' U2 R' U R4 も可)
R' U2 R' U2 ★		U R' U2 R' U

★は基本手順